	Control del Proceso Educativo <b>Welcome back</b> <b>6° básico</b>		<b>P</b>	7. 5. 1.
	Instituto San Lorenzo/Coordinación Ed Parvularia/Ed Básica	R 01 22.04.02		

Name: \_\_\_\_\_

Date: \_\_\_\_\_

Youtube: Asking for and giving personal information:

<https://www.youtube.com/watch?v=cpRA8rjtass>

1) **Answer.** Responde las preguntas.

1.-What is your name? \_\_\_\_\_

2.-What is your last name? \_\_\_\_\_

3.-Where are you from? \_\_\_\_\_

4.-What is your nationality? \_\_\_\_\_

5.-How old are you? \_\_\_\_\_

**Acciones de la sala de clase**

2) **Mark.** Marca la alternativa correcta.



Open the door

Open your notebook

Sit down



Raise your hand

Close your book

Erase the blackboard



Open the door

Stand up

Open your notebook



Stand up

Sit down

Close the door



Sit down

Open your notebook


Raise your hand

Simple present: it used for daily routines (rutinas); things we do periodically (acciones que hacemos periódicamente).

Affirmative	Negative	Interrogative
I live	I don't live	Do I live?
You live	You don't live	Do you live?
He live <u>s</u>	He do <u>esn't</u> live	Do <u>es</u> he live?
She live <u>s</u>	She do <u>esn't</u> live	Do <u>es</u> she live?
It live <u>s</u>	It do <u>esn't</u> live	Do <u>es</u> it live?
We live	We don't live	Do we live?
You live	You don't live	Do you live?
They live	They don't live	Do they live?

III. **Completar.** Completar con la forma verbal correcta. (solo affirmative)

1. I'm sure you \_\_\_\_\_ the answer. (know)
2. You \_\_\_\_\_ London every year. (visit)
3. He \_\_\_\_\_ in the park. (play)
- 4.-We \_\_\_\_\_ London. (love)
- 5.-You \_\_\_\_\_ the car to the school. (drive)
- 6.-They \_\_\_\_\_ French and German. (speak)
7. Susan \_\_\_\_\_ Paris. (love)
- 8.I \_\_\_\_\_ to the park three times a week. (go)

**PERSONAL PRONOUNS:**

HE: el/ Carlos (sustantivo propio)

She: ella / Ignacia (sustantivo propio)

We: Nosotros/ Tony Stark and I

You: tu / Peter Parker and you

They: ellos / Mike, Dustin, Eleven, and Lucas

IV. **Replace.** Reemplaza el sujeto usando los **personal pronouns**.


**I, you, he, she, it, we, they.**

Ejemplo: **The girls** - they are pretty.


1. **The city** - \_\_\_\_\_ is beautiful.
2. **Martina** - \_\_\_\_\_ is angry.
3. **Diego and I** - \_\_\_\_\_ play spider-man on PlayStation 4.
4. **Captain Marvel and Hulk** - \_\_\_\_\_ are superheroes.
5. **Vicente** - \_\_\_\_\_ lives in Paris.

VI. Read and Draw emojis . Lee y dibuja.


Furious:




Happy:




Sad:



Shy:



Scared:



Nota: si no puedes imprimir no hay problema Willy!  
 Practica el vocabulario sigue la idea de los ejercicios en  
 tu cuaderno.

